

DM-TX-201-C

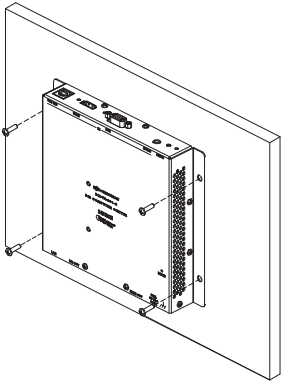
DigitalMedia 8G+® Transmitter 201

DO Mount the DM-TX-201-C

The Crestron® DM-TX-201-C can be mounted onto a flat surface or onto a rack rail.

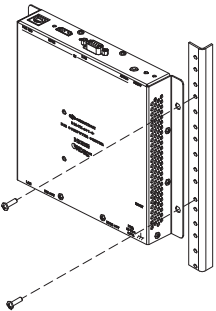
Mounting onto a Flat Surface

Using four mounting screws (not included), mount the device onto a flat surface such as a wall or a ceiling.



Mounting onto a Rack Rail

Using two mounting screws (not included), mount the left or right mounting flange of the DM-TX-201-C onto the front or rear rail of a rack.



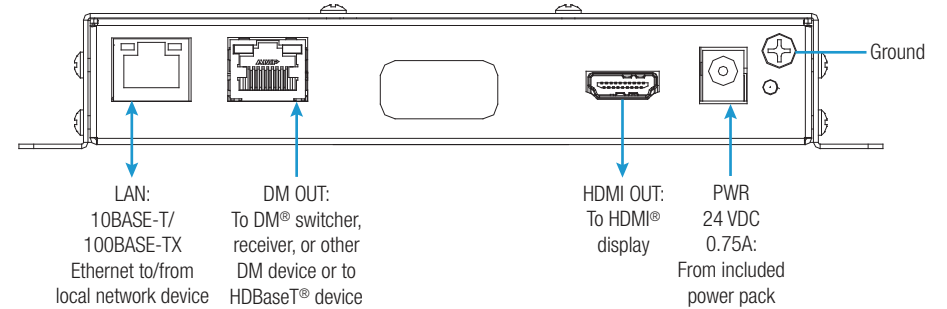
DO Check the Box

QTY	PRODUCT	PART NUM.
1	Power Pack, 24 Vdc 0.75 A, 100-240 Vac	2045865

DO Connect the Device

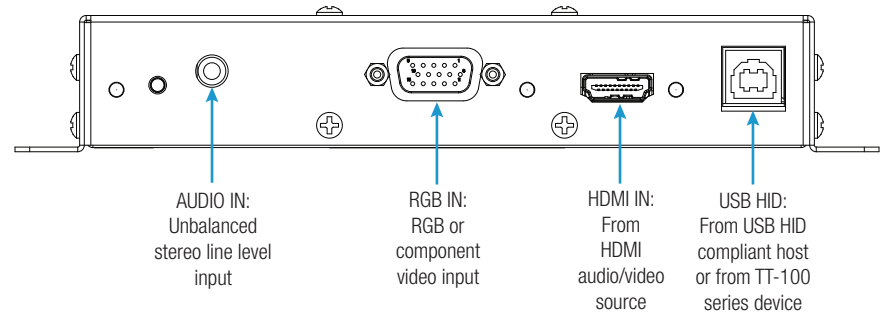
Connect the device as required for the application.

Front Panel Connections



NOTE: The DM OUT port is a PoDM (Power over DM) and HDBaseT® PoE (Power over Ethernet) PD (Powered Device) port. To receive PoDM or HDBaseT PoE, the DM-TX-201-C requires a connection to a DM® switcher or other equipment that has a PoDM or HDBaseT PoE PSE (Power Sourcing Equipment) port. Any wiring that is connected to a PoDM or HDBaseT PoE PSE port is for intrabuilding use only and should not be connected to a line that runs outside of the building in which the PSE is located.

Rear Panel Connections



DO Set the IP Address

The configuration of the DM-TX-201-C within the DM 8G+® system determines how the IP address of the DM-TX-201-C is set:

- If the DM-TX-201-C connects to a DM switcher, the DM-TX-201-C is configured by the switcher automatically.
- If the DM-TX-201-C connects to a DM 8G+ receiver, the DM-TX-201-C uses its own configuration settings. By default, DHCP (Dynamic Host Configuration Protocol) is enabled. If assignment of the default IP address is desired, hold down the **SETUP** button while the unit boots up. The default IP address, which is 192.168.1.236, overwrites the current setting. To manually set a different IP address, use the Crestron Toolbox™ application.

DO Learn More

Visit the website for additional information and the latest firmware updates. To learn more about this product, use a QR reader application on your mobile device to scan the QR image.

Crestron Electronics 15 Volvo Drive, Rockleigh, NJ 07647
888.CRESTRON | www.crestron.com



As of the date of manufacture, the product has been tested and found to comply with specifications for CE marking.



This product is Listed to applicable UL® Standards and requirements tested by Underwriters Laboratories Inc. Ce produit est homologué selon les normes et les exigences UL applicables par Underwriters Laboratories Inc.

Federal Communications Commission (FCC) Compliance Statement

This device complies with part 15 of the FCC Rules. Operation is subject to the following conditions:

(1) This device may not cause harmful interference and (2) this device must accept any interference received, including interference that may cause undesired operation.

CAUTION: Changes or modifications not expressly approved by the manufacturer responsible for compliance could void the user's authority to operate the equipment.

NOTE: This equipment has been tested and found to comply with the limits for a Class B digital device, pursuant to part 15 of the FCC Rules. These limits are designed to provide reasonable protection against harmful interference in a residential installation. This equipment generates, uses and can radiate radio frequency energy and, if not installed and used in accordance with the instructions, may cause harmful interference to radio communications. However, there is no guarantee that interference will not occur in a particular installation.

If this equipment does cause harmful interference to radio or television reception, which can be determined by turning the equipment off and on, the user is encouraged to try to correct the interference by one or more of the following measures:

- Reorient or relocate the receiving antenna.
- Increase the separation between the equipment and receiver.
- Connect the equipment into an outlet on a circuit different from that to which the receiver is connected.
- Consult the dealer or an experienced radio/TV technician for help.

Industry Canada (IC) Compliance Statement

CAN ICES-3(B)/NMB-3(B)

The specific patents that cover Crestron products are listed at <http://www.crestron.com/legal/patents>.

The product warranty can be found at www.crestron.com/warranty.

Certain Crestron products contain open source software. For specific information, please visit www.crestron.com/opensource.

Crestron, the Crestron logo, Crestron Toolbox, DigitalMedia 8G+, DM, and DM 8G+ are either trademarks or registered trademarks of Crestron Electronics, Inc., in the United States and/or other countries. HDBaseT is either a trademark or registered trademark of the HDBaseT Alliance in the United States and/or other countries. HDMI is either a trademark or registered trademark of HDMI Licensing LLC in the United States and/or other countries. UL and the UL logo are either trademarks or registered trademarks of Underwriters Laboratories, Inc. in the United States and/or other countries. Other trademarks, registered trademarks, and trade names may be used in this document to refer to either the entities claiming the marks and names or their products. Crestron disclaims any proprietary interest in the marks and names of others. Crestron is not responsible for errors in typography or photography.

This document was written by the Technical Publications department at Crestron.

©2017 Crestron Electronics, Inc.